

TRADITIONAL

EDGE LIGHTED SIGNS

**K612/SK612/
SK614
SERIES**



*Scripps College
Claremont, CA*

The Traditional sign series offers a stylish design suitable for a variety of applications. The cast aluminum housing and bracket with antique bronze vein powder coat are constructed to offer a design compatible with historic architectural themes. Choice of red or green letters are silkscreened onto .125" clear acrylic.

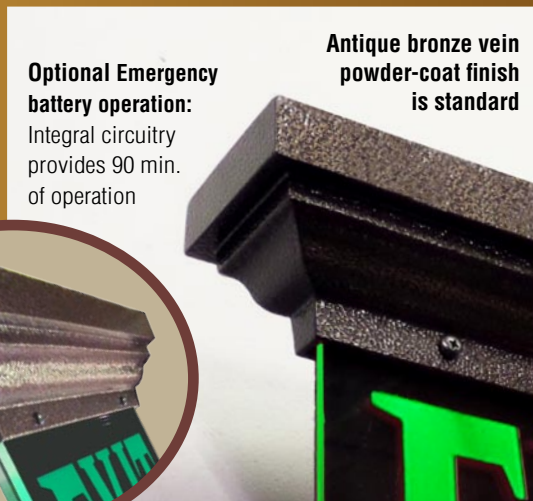
Visually pleasing and possesses corrosion-resistance qualities these signs are available in several mounting options and are ETL listed, suitable for wet locations when specified.

If your project demands a special fixture, we would be pleased to discuss the production of modified standard fixtures or custom fixtures to suit your specific conditions. For more information on our custom capabilities, please contact your local Cole representative.



**Pendant Mount
(18" stem)
option available**

KCL-612-GRN-AR-1S-120



**Optional Emergency
battery operation:**
Integral circuitry
provides 90 min.
of operation

**Antique bronze vein
powder-coat finish
is standard**



**Ceiling mount
with doublehead
arrows**

KCL-612-GRN-A2-277



COLE
Lighting

C.W. Cole & Company, Inc.
2560 Rosemead Boulevard
South El Monte, CA 91733-1593
Tel. (626) 443-2473
Fax (626) 443-9253
info@colelighting.com
www.colelighting.com

TRADITIONAL

Edgelighted Signs

K612/SK612 Series

SPECIFICATIONS

Construction

- Clear acrylic panel with green or red letters (6" for EXIT sign) and black backing
- Single or double faced
- Housing and bracket are cast aluminum with antique bronze vein powder coat
- Not suitable for wet locations
- Listed by ETL to UL 924 standard; meets NFPA Life Safety Code 101®.

Electrical


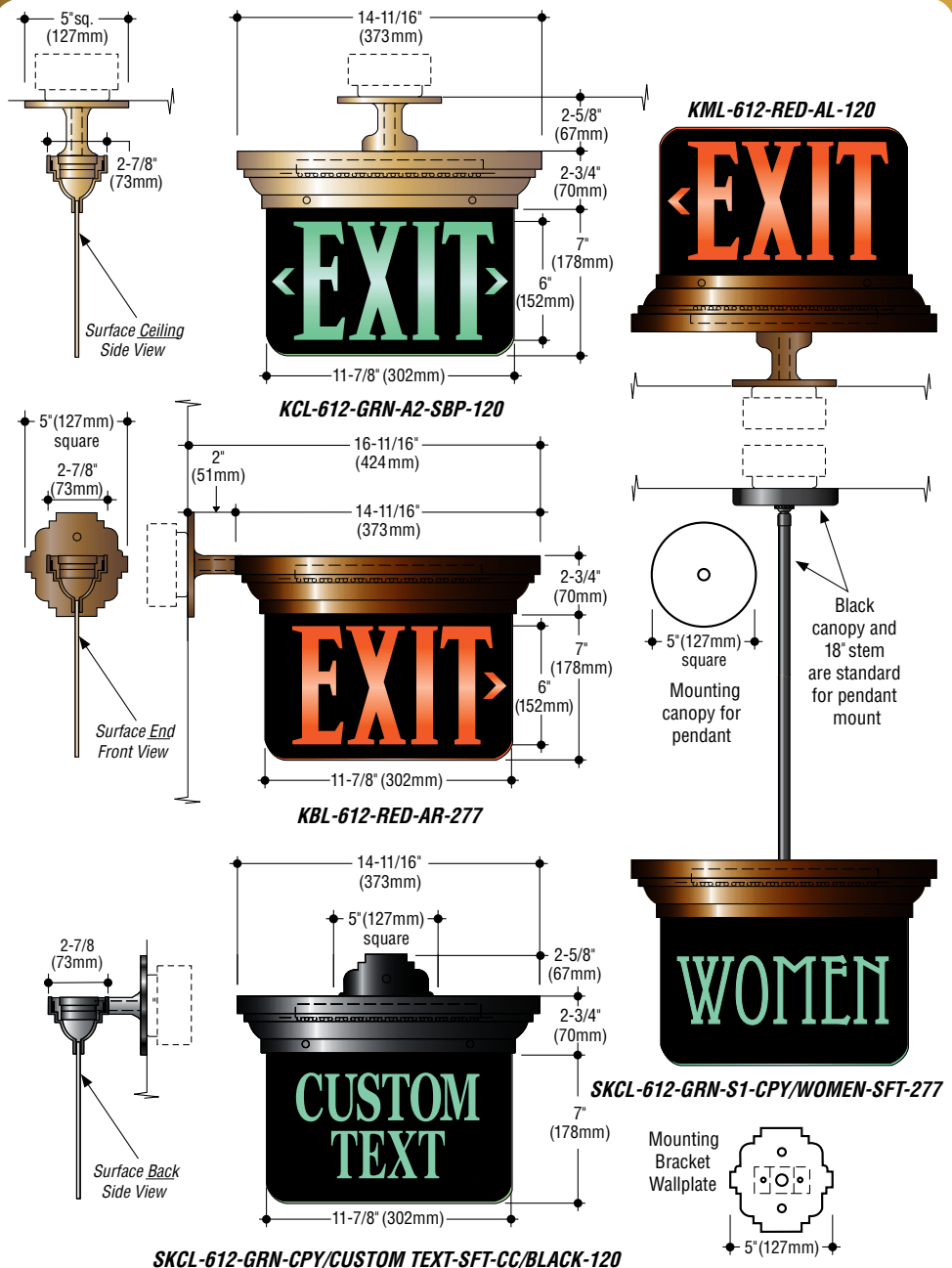
- Red or green LEDs are dual-circuit and universal voltage
- When emergency battery operation is specified, all components are contained in housing.

Mounting

Decorative cast bracket mounts to outlet box for ceiling, end, back, or mullion mounting.

How to Specify

1. Select catalog number with desired features.
2. Add suffixes for options required to meet job conditions.



Back Mount
KWL-612
-RED-277



Pendant Mount
KCL-612-S1
-GRN-277

| Catalog Numbers | Single Face | | | | Double Face | |
|-------------------------------|---|----------|----------|-------------------------------------|-------------|-----------|
| | Back | Ceiling | End | Mullion | Ceiling | End |
| LED .4W (Red), .3W (Green) | KWL-612 | KCL-612 | KBL-612 | KML-612 | KCLD-612 | KBLD-612 |
| Custom Copy | SKWL-612 | SKCL-612 | SKBL-612 | SKML-612 | SKCLD-612 | SKBLD-612 |
| Required suffixes | Letter color: Red. -RED Green. -GRN | | | Voltage: 120V -120 277V -277 | | |
| Copy: | Fill in your copy preference. Add suffix -CPY/ (your copy here) | | | | | |

- OPTIONS**
- Directional arrows:**
Arrow left, -AL; Arrow right, -AR; Doublehead, -A2; Right and left (applies to double face only) -A.
- Emergency battery operation:** Integral circuitry provides 90 minutes of operation. Add suffix -EM.
- Special Font:** Contact factory for custom font preference. Add suffix -SFT.
- Clear Panel:** No black backing. Add suffix -CLR.
- Pendant mount:** Provides black canopy and 18" stem. Use ceiling model number and add suffix -S1.

- Custom color:** Alternate fixture housing and mounting bracket custom color preference. Add suffix -CC/ (color).
- Custom font color:** Custom painted font color. Add suffix -CFC/ (color).
- Bronze Finish:** Satin bronze plated, clear coat. Add suffix -SBP.
- How to Specify**
1. Select catalog number with desired features.
 2. Add suffixes for options required to meet job conditions



TRADITIONAL

Edgelighted Signs

SK614 Series

SPECIFICATIONS

Construction

- Clear acrylic panel with green or red letters (6" for EXIT sign) and black backing
- Single or double faced
- Housing and bracket are cast aluminum with antique bronze vein powder coat
- Not suitable for wet locations
- Listed by ETL to UL 924 standard; meets NFPA Life Safety Code 101[®].

Electrical

- Red or green LEDs are dual-circuit and universal voltage
- When emergency battery operation is specified, all components are contained in housing.

Mounting

Decorative cast bracket mounts to outlet box for ceiling, end, back, or mullion mounting.

How to Specify

1. Select catalog number with desired features.
2. Add suffixes for options required to meet job conditions.

Custom Color & Special Font

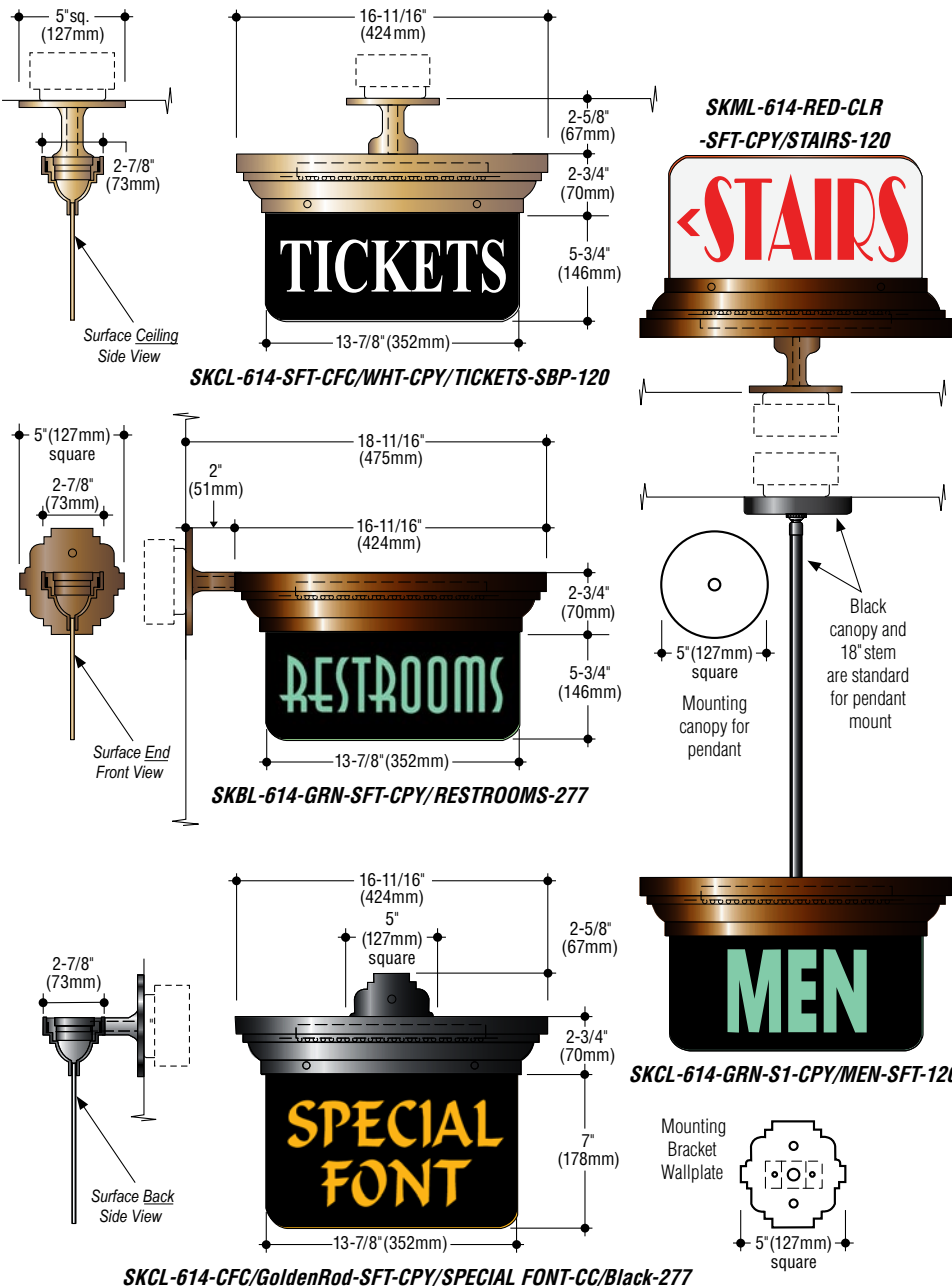
SKWL-614
-RED-SFT-CCP
/NOSMOKING
-120-SBP



Silkscreened letters on clear acrylic

SKWL-614-GRN-CLR-CCP/MEN-120-CC/BLK

COLE
Lighting



| Catalog Numbers | Single Face | | | | Double Face | |
|----------------------------|-------------|----------|----------|----------|-------------|-----------|
| | Back | Ceiling | End | Mullion | Ceiling | End |
| LED .4W (Red), .3W (Green) | SKWL-614 | SKCL-614 | SKBL-614 | SKML-614 | SKCLD-614 | SKBLD-614 |

Required suffixes: Letter color: Red. -RED. Green. -GRN. Voltage: 120V. -120. 277V. -277
Copy: Fill in your copy preference. Add suffix -CPY/ (your sign copy here)

OPTIONS

Directional arrows:

Arrow left, -AL; Arrow right, -AR; Doublehead, -A2; Right and left (applies to double face only) -A.

Emergency battery operation: Integral circuitry provides 90 minutes of operation. Add suffix -EM.

Clear Panel: No black backing. Add suffix -CLR.

Pendant mount: Provides black canopy and 18" stem. Use ceiling model number and add suffix -S1.

Bronze Finish: Satin bronze plated, clear coat. Add suffix -SBP.

Special Font: Contact factory for custom font preference. Add suffix -SFT.

Custom color: Fixture housing and mounting bracket alternative color preference. Add suffix -CC/ (color).

Custom font color: Custom painted font color. Add suffix -CFC/ (color).

How to Specify

1. Select catalog number with desired features.
2. Add suffixes for options required to meet job conditions.

TRADITIONAL EDGE-LIGHTED SIGNS

If your project demands a special fixture we would be pleased to discuss the production of custom fixtures to suit your specific conditions.

For more information on our custom capabilities, please contact your local Cole representative.



*The Wilvern Theatre
Los Angeles, CA*



*Catalina Casino
Avalon, CA*



*Historic MacGowan
Residence
Los Angeles, CA*



COLE
Lighting

C.W. Cole &
Company, Inc.
2560 Rosemead Blvd.
South El Monte, CA
91733-1593

T: 626.443.2473
F: 626.443.9253

www.colelighting.com
info@colelighting.com



*Thatcher
Medical Center
Pasadena, CA*

