

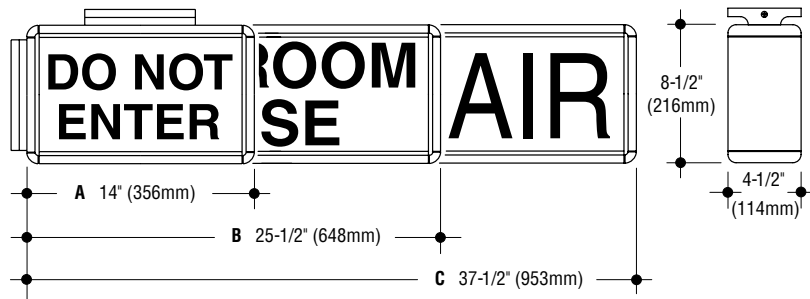
JOB NAME _____

TYPE _____

CATALOG NUMBER _____

Signs

S130 SERIES



SPECIFICATIONS

Construction

- Fixture housing is constructed from extruded aluminum with die-cast aluminum ends
- Standard finish is white polyester
- Sign panels are .125" white acrylic
- Sign panels slide in with one end removed
- End or ceiling brackets are die-cast aluminum
- cULus listed

Copy

- Copy is silk-screened on white background. Other colors and letter styles are available
- Custom copy may be applied vinyl letters for small quantities
- Special graphics are available
- Optional Read-Out Face provides blank bronze panel with copy visible only when lighted

Electrical

- Fixture is wired with LED modules optional (universal voltage)
- E26/Medium base lamps
- Optional 277V driver, universal voltage.


Mounting

- Surface wall mounted fixtures have holes in back panel for direct mounting to junction box
- End or top brackets have mounting plate for direct mounting to junction box.

How to Specify

1. Select catalog number with desired features.
2. Add suffix for desired copy, or **-CC/** and specify copy requirement.
3. Add suffixes for options required to meet job conditions.

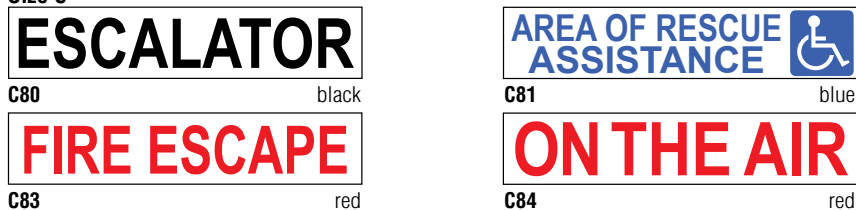
Size A



Size B



Size C



Catalog Numbers

Lamps

- LED 4K standard
- (2) E26 medium base lamps
- (4) E26 medium base lamps
- (6) E26 medium base lamps

*Add suffix for copy required.

Size

A	B	C
<input type="checkbox"/> SL130A-*	<input type="checkbox"/> SL130B-*	<input type="checkbox"/> SL130C-*
<input type="checkbox"/> S130A-*	—	—
—	<input type="checkbox"/> S130B-*	—
—	—	<input type="checkbox"/> S130C-*

Options

Voltage: 277V driver, universal voltage.

Add suffix **-277**.

Alternate color: Black paint. Add suffix **-BLK**.

Mounting: (back wall is standard);

Right end. Add suffix **-RE**.

Left end. Add suffix **-LE**.

Top ceiling. Add suffix **-C**.

Custom copy: Add suffix **-CC/** _____
specify copy

Double face: (Include mounting option _____);

Add suffix **-D**.

Read-out face: Provides copy on bronze

background, visible only when lighted.

Add suffix **-ROF**.

Pendant mount: 18" stem, "A" housing only.

Add suffix **-S1**. (2)18" stems, "B & C"

housing only. Add suffix **-S2**.



C.W. Cole & Company, Inc.
2560 N. Rosemead Boulevard
South El Monte, CA 91733-1593

Tel. (626) 443-2473
Fax (626) 443-9253
info@colelighting.com
www.colelighting.com