

Mirror Lite

ML SERIES

Description

A sleek design made for vertical or horizontal mounting. Extruded aluminum housing with snap-in acrylic diffuser, solid end caps and continuous LED light source. The LEDs are 3000°K available in standard or high output. Choose from three standard lengths. Custom lengths and finishes are available.

Features

Asymmetric design is configured to run across top or down sides of mirror. Available with optional on/off switch or convenience outlet. ETL listed for damp locations.

Applications


Mirror Lites are for use in hotels, medical facilities, residences, performing arts centers and schools, where a clean functional style is desired.

Custom


If your project demands a special fixture we would be pleased to discuss the design to suit your specific conditions. For more information on our custom capabilities, please contact your local Cole representative.



The Mirror Lite length and configuration may be varied to meet job requirements



1.



2.



3.

(1) Polished chrome plated is standard. Optional choices include, (2) satin nickel or a (3) white painted finish



Standard lengths shown; custom length available upon request.

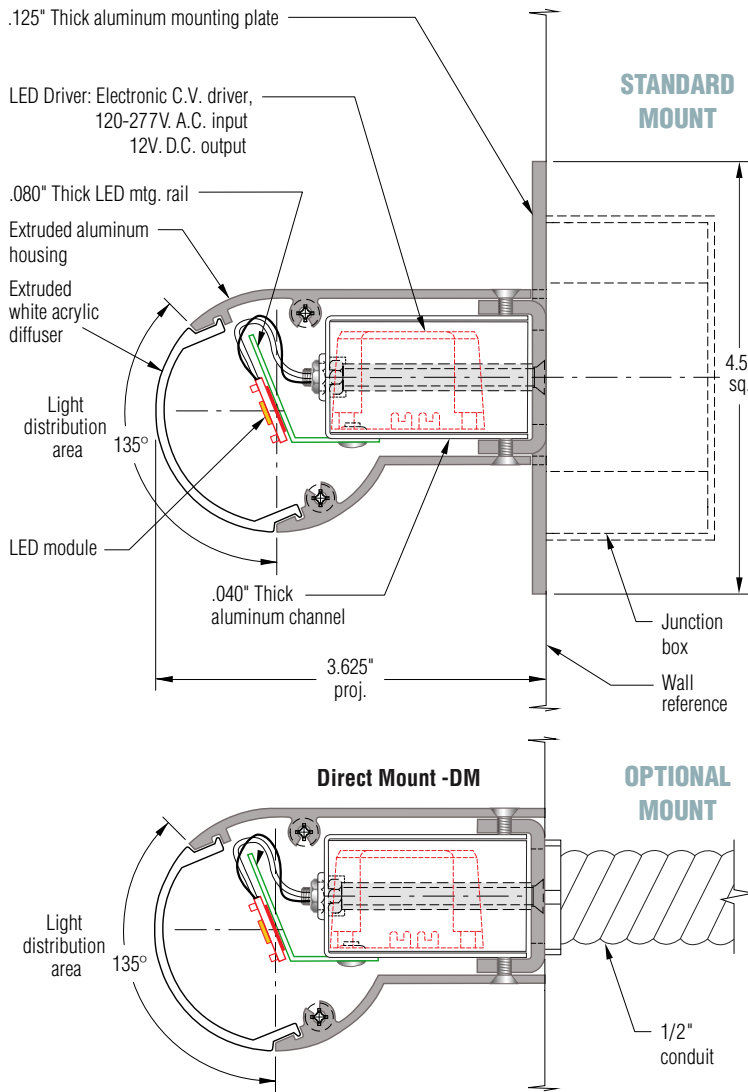


Options include convenience outlet and/or switch, with direct mount

COLE
Lighting

C.W. Cole & Company, Inc.
2560 Rosemead Boulevard
South El Monte, CA 91733-1593

Tel. (626) 443-2473
Fax (626) 443-9253
info@colelighting.com
www.colelighting.com



Mirror Lite

ML SERIES

SPECIFICATIONS

Construction

- Extruded aluminum housing
- Snap-in white acrylic diffuser
- .125 aluminum mounting plate/junction box cover
- Polished chrome plated finish.

Electrical

- LEDs are 3000°K or optional 2700°K or 4100°K in standard or high output
- Available with convenience outlets and switch
- Integral universal voltage driver.

Mounting

- Holes in back of mounting plate for direct attachment to junction box.

How to Specify

1. Select catalog number with desired features.
2. Add suffixes for options required to meet job conditions.
3. Provide required length(s) or drawing of required layout.

Catalog Numbers	Standard lengths			Custom length
	18"(457mm)	24"(610mm)	36"(660mm)	
LED 6.0W/503 lm, @ 3000°K (per ft.)	ML18 (503 lm)	ML24 (755 lm)	ML36 (1258 lm)	ML -(Housing length)
LED 12.5W/1323 lm, @ 3000°K (per ft.)	ML18-HO (1323 lm)	ML24-HO (1985 lm)	ML36-HO (3308 lm)	ML -(Housing length)- HO

Indicated lumens are source.

Options

Direct Mount: Omits mounting plate. Add suffix **-DM**.

Dimming: Universal voltage 0-10V capability.

Add suffix **-DIM**.

Convenience Outlet: Single grounded outlet at either end of housing. Add suffix **-CO**.

Rocker switch: Integral switch at either end of housing. Add suffix **-SW**.

Alternate finishes on fixture housing:

Brushed nickel plated. Add suffix **-BN**.

Polished aluminum, clear coated. Add suffix **-PA**.

White: polyester powder coated. Add suffix **-WHT**.

Custom color: consult factory. Add suffix **-CC/color**.

LED colors:

4100°K per ft. (584 lm), HO (1535 lm);
ML18 (584 lm), ML18-HO (1535 lm),
ML24 (876 lm), ML24-HO (2303 lm),
ML36 (1460 lm), ML36-HO (3838 lm),
Add suffix **-4K**.

2700°K per ft. (482 lm), HO (1270 lm);
ML18 (482 lm), ML18-HO (1270 lm),
ML24 (723 lm), ML24-HO (1905 lm),
ML36 (1205 lm), ML36-HO (3175 lm),
Add suffix **-27K**.

COLE
Lighting

C.W. Cole & Company, Inc.
2560 Rosemead Boulevard
South El Monte, CA 91733-1593

Tel. (626) 443-2473

Fax (626) 443-9253

info@colelighting.com

www.colelighting.com